

Scaled data based on original data using
LM-79-08 Approved Method: Electrical and Photometric Measurements of Solid-
State Lighting Products

Test Report Prepared for
Cooper Lighting Solutions
(formerly Eaton)

Brand: McGRAW-EDISON

Report Number: P269950

Luminaire Tested: **GPC-AF-01-LED-E1-SL2-7027-1200**

Issue Date: 3/3/2020

Test Information

Test Method: LM-79-08
Report Number: P269950
TEST IS SCALED FROM IESNA LM-79-08 TEST DATA (P24286)
Test Lab: INNOVATION CENTER P2
Issue Date: 3/3/2020
Manufacturer: COOPER LIGHTING SOLUTIONS (FORMERLY EATON)
Product Line: MCGRAW-EDISON
Catalog Number: GPC-AF-01-LED-E1-SL2-7027-1200
Description: GALLEON PEDESTRIAN LUMINAIRE
(1) 70 CRI, 2700K, 1200mA LIGHTSQUARE WITH 16 LEDS EACH AND TYPE II SPILL
LIGHT ELIMINATOR OPTICS
Light Source: -
Ballast/Driver: ELECTRONIC DRIVER

Summary

Lumens per Lamp: N/A
Luminaire Lumens: 5935 lumens
Efficiency: N/A
Efficacy: 88.6 lumens/watt
Luminous Opening: Rectangular (W 0.5' x L: 0.5' x H: 0')
IES Classification: Type II - Short - Semi-Cutoff
BUG Rating: B1 - U0 - G2

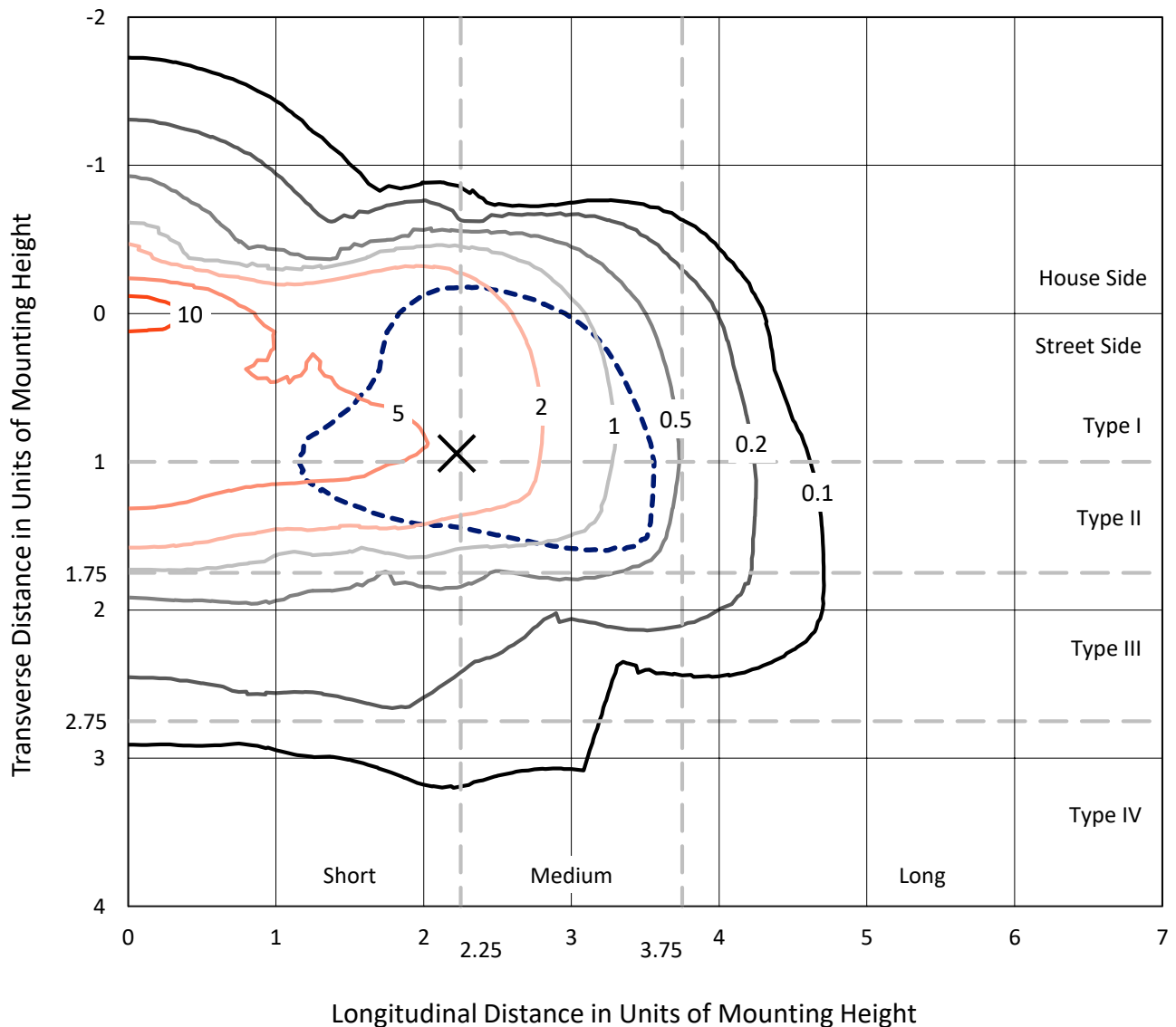
Input Watts (W): 67
Input Voltage (V): NR
Input Current (Ain): NR
Voltage Rise (V): NR
Power Factor: NR
Total Harmonic Distortion (THDi): NR
Frequency (hertz): 60
Stabilization Time: NR
Operation Time: NR
Ambient Temperature (°C): NR
Test Distance: 25 FT



REPORT NUMBER: P269950
 CATALOG NUMBER: GPC-AF-01-LED-E1-SL2-7027-1200

Iso-Footcandle Lines of Horizontal Illumination

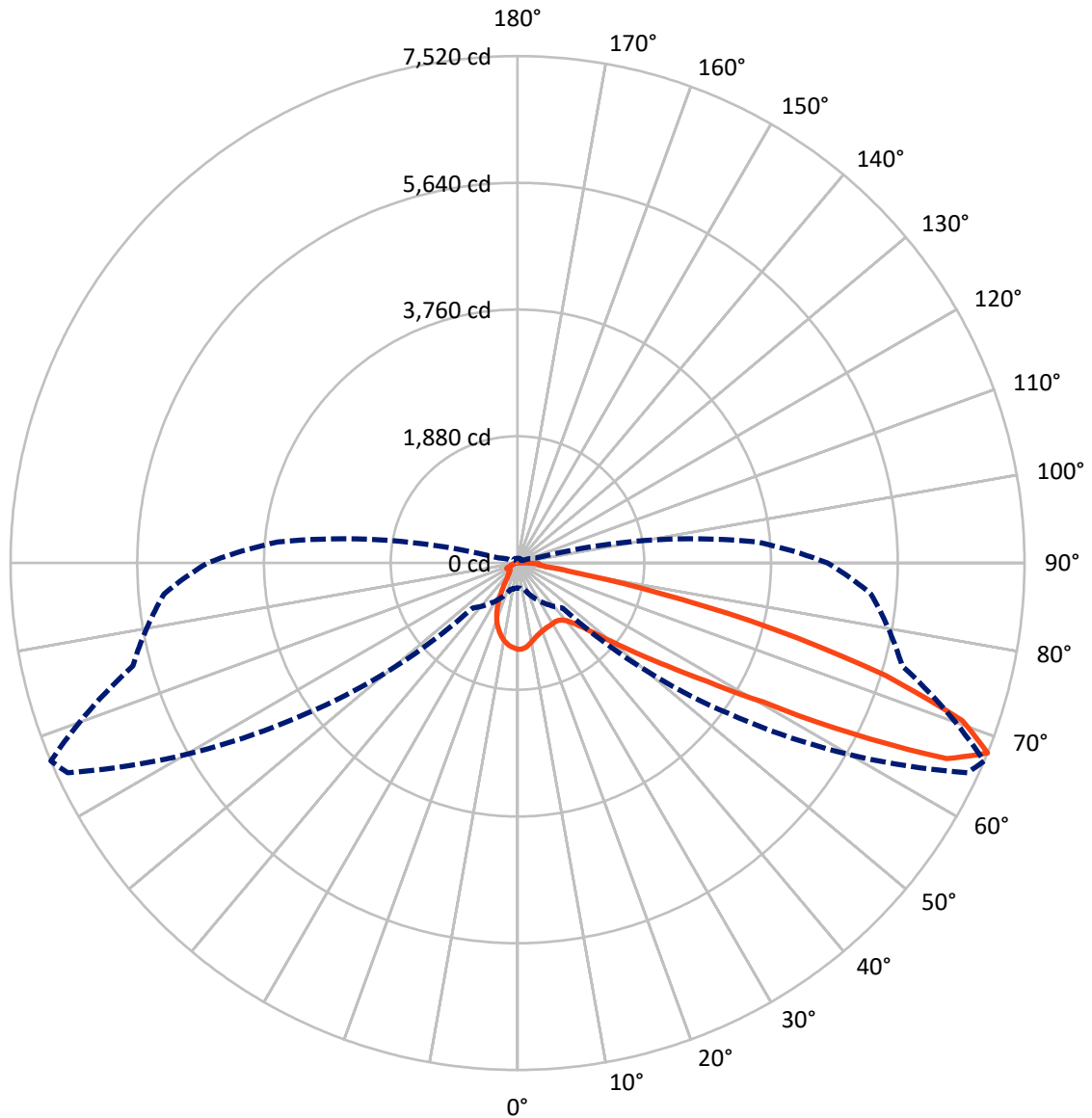
× Max cd
 - - - 1/2 Max cd



Based on 10 foot mounting height. Maximum calculated value = 12.8 fc
 Type II - Short - Semi-Cutoff

REPORT NUMBER: P269950
CATALOG NUMBER: GPC-AF-01-LED-E1-SL2-7027-1200

Luminous Intensity Polar Plot



— Vertical Plane Through 67-Deg Lateral - - - Horizontal Cone Through 67.5-Deg Vertical

REPORT NUMBER: P269950

CATALOG NUMBER: GPC-AF-01-LED-E1-SL2-7027-1200

FLUX DISTRIBUTION:

		Downward	Upward	Total
House Side	Lumens	983.4	0.0	983.4
	% Fixture	16.6	0.0	16.6
Street Side	Lumens	4951.7	0.0	4951.7
	% Fixture	83.4	0.0	83.4
Total	Lumens	5935.0	0.0	5935.0
	% Fixture	100.0	0.0	100.0

ZONAL LUMENS:

Zone	Lumens	% Fixture
0°-10°	109.2	1.8
10°-20°	252.7	4.3
20°-30°	342.6	5.8
30°-40°	487.0	8.2
40°-50°	814.7	13.7
50°-60°	1288.9	21.7
60°-70°	1641.9	27.7
70°-80°	860.0	14.5
80°-90°	137.9	2.3
90°-100°	0.0	0.0
100°-110°	0.0	0.0
110°-120°	0.0	0.0
120°-130°	0.0	0.0
130°-140°	0.0	0.0
140°-150°	0.0	0.0
150°-160°	0.0	0.0
160°-170°	0.0	0.0
170°-180°	0.0	0.0
0°-90°	5935.0	100.0
0°-180°	5935.0	100.0

Coefficient of Utilization



REPORT NUMBER: P269950

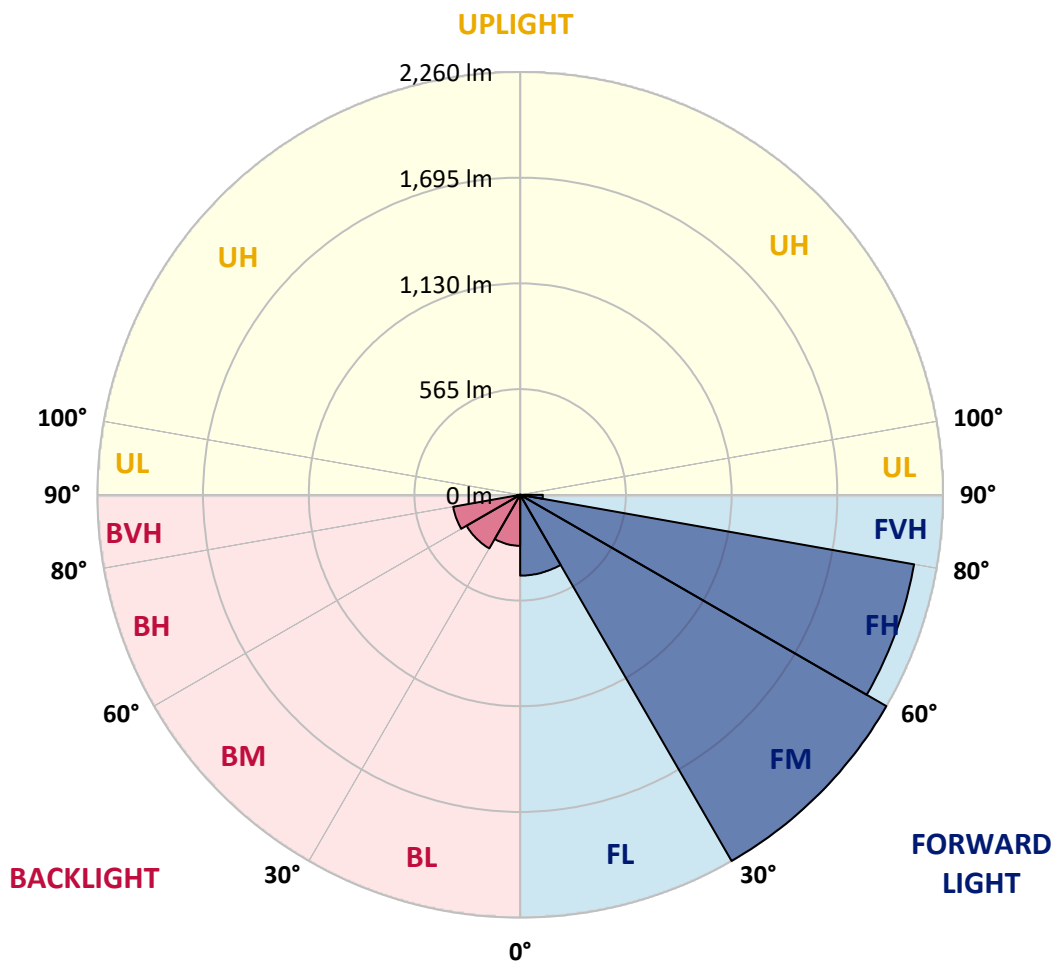
CATALOG NUMBER: GPC-AF-01-LED-E1-SL2-7027-1200

LUMINAIRE CLASSIFICATION SYSTEM LUMEN TABLE AND BUG RATING:

Zone	Lumens	% Fixture	Zone Rating/Lumen Limit		
			B	U	G
FL (0°-30°)	431.9	7.3			
FM (30°-60°)	2260.2	38.1			
FH (60°-80°)	2138.3	36.0			G2/5000
FVH (80°-90°)	121.3	2.0			G2/225
BL (0°-30°)	272.6	4.6	B1/500		
BM (30°-60°)	330.4	5.6	B1/1000		
BH (60°-80°)	363.7	6.1	B1/500		G1/500
BVH (80°-90°)	16.6	0.3			G1/100
UL (90°-100°)	0.0	0.0		U0/0	
UH (100°-180°)	0.0	0.0		U0/0	

BUG Rating: B1-U0-G2

Type II Short





REPORT NUMBER: P269950

CATALOG NUMBER: GPC-AF-01-LED-E1-SL2-7027-1200

CANDELA DISTRIBUTION (FULL):

	0°	5°	15°	25°	35°	45°	55°	65°	67°	75°	85°
0°	1280.2	1280.2	1280.2	1280.2	1280.2	1280.2	1280.2	1280.2	1280.2	1280.2	1280.2
2.5°	1227.4	1229.5	1236.0	1240.1	1258.5	1266.4	1272.0	1277.5	1278.4	1281.1	1278.4
5°	1098.6	1103.1	1115.1	1128.6	1164.3	1192.4	1222.0	1252.6	1258.3	1278.1	1283.7
7.5°	998.9	997.7	1007.7	1023.8	1060.4	1099.3	1151.1	1212.3	1224.3	1269.0	1290.8
10°	926.1	925.2	935.7	952.4	987.1	1024.1	1082.5	1166.3	1183.2	1254.8	1297.4
12.5°	872.2	872.4	883.0	901.4	936.8	974.0	1033.4	1121.9	1143.5	1238.0	1304.5
15°	836.5	838.7	847.3	867.0	901.4	938.5	996.8	1088.4	1112.8	1224.8	1312.3
17.5°	824.5	828.2	831.2	845.6	875.0	912.3	969.4	1064.0	1089.6	1215.8	1319.4
20°	835.7	839.9	834.4	839.3	858.2	890.8	947.7	1044.5	1070.9	1205.5	1320.2
22.5°	883.4	887.3	870.9	856.7	855.5	875.4	929.8	1029.4	1056.5	1197.9	1320.6
25°	967.3	969.9	942.4	909.1	876.6	869.7	917.3	1018.8	1047.9	1191.2	1314.9
27.5°	1070.3	1072.3	1040.7	991.5	926.3	883.0	912.9	1012.7	1042.8	1185.4	1305.6
30°	1195.6	1205.3	1162.8	1100.8	1005.7	921.9	921.7	1009.4	1037.3	1175.4	1287.2
32.5°	1323.8	1327.9	1298.6	1235.7	1112.6	990.4	946.3	1011.9	1035.7	1163.3	1263.7
35°	1453.7	1458.9	1440.0	1389.4	1258.5	1090.8	994.2	1025.5	1044.9	1159.4	1247.3
37.5°	1622.0	1629.0	1602.7	1544.1	1436.2	1226.9	1074.2	1060.1	1072.7	1171.0	1242.4
40°	1888.1	1884.9	1807.8	1720.7	1630.6	1401.0	1188.3	1118.6	1125.9	1208.8	1257.6
42.5°	2197.8	2189.8	2057.2	1920.2	1844.2	1611.7	1339.4	1220.2	1218.7	1283.0	1311.2
45°	2444.7	2438.3	2318.9	2150.1	2089.1	1851.8	1534.6	1371.5	1360.7	1401.0	1410.1
47.5°	2578.4	2578.8	2510.0	2372.2	2370.6	2156.7	1785.3	1590.4	1571.7	1590.7	1581.0
50°	2531.7	2537.8	2530.4	2486.6	2627.6	2556.5	2112.9	1895.7	1858.0	1876.6	1839.5
52.5°	2305.1	2313.0	2356.3	2423.6	2735.7	3039.8	2593.9	2275.0	2231.1	2224.4	2183.2
55°	1903.6	1913.2	2001.7	2184.6	2645.8	3364.3	3353.3	2758.4	2688.5	2624.9	2607.5
57.5°	1312.1	1328.1	1470.4	1742.1	2355.1	3462.3	4257.2	3447.8	3305.6	3083.6	3087.7
60°	739.6	758.3	926.1	1172.7	1768.7	3355.9	4945.1	4491.7	4191.4	3620.7	3651.2
62.5°	470.4	490.6	617.9	814.9	1061.3	2782.2	5226.9	5943.0	5561.8	4282.7	4312.7
65°	380.8	389.5	449.5	672.7	770.7	1676.1	5013.0	7138.7	6996.4	5123.0	4983.6
67.5°	371.7	374.7	405.7	564.6	739.0	942.1	3998.5	7362.2	7520.0	5907.7	5263.2
70°	367.2	377.6	457.1	538.9	707.7	794.6	2402.8	6749.4	6998.4	6112.8	4891.2
72.5°	178.3	177.7	230.1	487.3	797.2	824.1	1234.5	5461.1	5711.1	5296.0	4019.3
75°	143.6	131.4	125.6	178.6	766.6	851.1	786.7	3757.7	3938.6	3550.8	2470.8
77.5°	136.5	121.8	111.5	111.7	324.0	902.5	666.5	2079.8	2132.4	1603.8	677.0
80°	112.9	99.5	92.2	103.9	156.8	859.6	720.6	941.2	863.7	393.9	225.4
82.5°	78.4	71.4	69.3	87.2	125.6	612.6	837.8	505.7	424.1	197.3	139.0
85°	50.0	42.7	47.4	63.5	97.7	282.7	863.1	394.3	313.5	125.3	78.4
87.5°	23.1	18.8	23.4	35.2	63.8	97.5	821.2	442.9	322.9	66.1	49.4
90°	0.0	0.0	0.0	0.0	0.0	0.0	0.0	0.0	0.0	0.0	0.0



REPORT NUMBER: P269950

CATALOG NUMBER: GPC-AF-01-LED-E1-SL2-7027-1200

CANDELA DISTRIBUTION (continued):

	90°	95°	105°	115°	125°	135°	145°	155°	165°	175°	180°
0°	1280.2	1280.2	1280.2	1280.2	1280.2	1280.2	1280.2	1280.2	1280.2	1280.2	1280.2
2.5°	1280.8	1275.2	1270.8	1262.6	1253.6	1244.7	1236.8	1226.9	1224.0	1221.3	1225.5
5°	1284.8	1279.2	1263.1	1238.0	1210.2	1184.1	1158.2	1135.8	1122.2	1114.4	1118.8
7.5°	1291.0	1283.0	1249.7	1203.5	1153.5	1107.8	1060.7	1022.9	995.1	981.9	985.7
10°	1296.6	1281.3	1226.9	1157.6	1084.3	1016.4	942.1	880.7	835.1	811.0	816.9
12.5°	1298.9	1274.7	1194.9	1100.2	999.8	900.3	790.8	698.9	633.3	609.4	604.4
15°	1301.3	1267.0	1159.9	1034.8	897.6	756.8	603.5	493.4	439.0	427.1	424.4
17.5°	1301.9	1253.9	1120.0	964.2	777.9	586.2	412.7	342.8	343.1	362.3	364.7
20°	1295.6	1234.2	1071.8	875.9	634.6	405.3	283.3	271.3	315.6	363.9	369.7
22.5°	1281.6	1208.2	1017.1	773.3	470.4	266.9	219.2	232.4	289.4	348.6	355.3
25°	1263.7	1176.6	952.4	654.1	311.4	190.8	183.9	200.0	238.5	278.0	281.9
27.5°	1239.5	1139.1	879.8	517.8	202.3	157.2	161.9	172.7	188.5	206.0	207.8
30°	1208.2	1094.3	802.2	377.6	152.8	141.4	148.1	154.0	160.6	170.7	171.4
32.5°	1172.2	1051.2	722.6	260.8	135.6	133.2	138.3	141.4	146.7	152.8	153.4
35°	1142.0	1010.4	640.1	184.4	128.2	127.0	130.6	131.7	136.7	143.4	144.0
37.5°	1124.8	976.9	555.0	148.7	123.2	121.5	123.4	123.4	130.6	140.4	141.9
40°	1125.9	958.5	469.8	134.3	119.1	116.8	117.0	117.0	126.1	137.0	137.9
42.5°	1157.8	963.3	394.3	128.7	115.9	113.2	111.7	112.6	120.4	127.3	127.9
45°	1232.7	996.3	323.4	125.3	112.6	111.7	108.5	108.2	111.2	114.4	114.4
47.5°	1355.7	1061.5	275.4	122.9	110.0	109.8	105.9	102.1	101.9	103.0	103.0
50°	1555.5	1173.9	243.3	120.4	108.2	105.9	101.6	95.7	93.7	94.5	94.5
52.5°	1855.3	1374.3	231.0	116.8	104.6	100.7	95.7	89.8	88.2	88.5	88.5
55°	2248.4	1682.3	229.2	112.6	100.4	94.2	90.1	85.8	83.7	84.4	84.4
57.5°	2728.6	2108.1	260.5	106.2	94.9	87.9	85.5	82.6	81.0	81.9	81.7
60°	3312.5	2665.5	386.4	99.5	89.3	81.9	81.9	79.6	78.4	79.3	79.1
62.5°	3985.2	3305.6	543.3	94.5	83.5	77.3	78.4	77.3	76.0	76.6	76.4
65°	4581.5	3722.5	508.7	90.6	77.6	72.9	74.9	74.3	73.4	74.0	73.8
67.5°	4598.9	3568.0	285.7	86.6	72.0	68.5	71.4	71.1	70.5	71.1	70.8
70°	4104.1	3012.8	160.9	79.1	66.1	63.2	67.4	67.1	66.5	67.6	67.4
72.5°	3288.2	2186.3	117.7	69.7	60.2	57.6	62.3	62.1	62.1	63.8	62.9
75°	1892.2	1125.0	94.0	59.6	54.2	52.1	56.2	56.6	57.0	59.4	57.6
77.5°	539.4	350.6	76.6	50.7	46.5	45.6	49.8	50.3	50.7	53.3	50.9
80°	200.5	161.5	63.2	42.4	38.1	38.4	42.1	42.9	43.3	46.0	42.9
82.5°	127.9	106.4	51.3	32.8	29.9	29.6	34.2	35.5	35.5	35.8	34.0
85°	74.6	63.8	38.6	23.7	21.1	20.2	25.4	27.5	26.6	26.1	24.9
87.5°	50.0	43.8	23.7	13.1	11.4	10.8	14.9	16.3	15.8	14.9	14.1
90°	0.0	0.0	0.0	0.0	0.0	0.0	0.0	0.0	0.0	0.0	0.0

(END OF REPORT)